

### DUNLOP AUSTRALIAN SUPERSPORT 300 CHAMPIONSHIP

#### Race 1

Date: 18/11/22  
 Event: R01  
 Weather: Sunny - Temp: 19.5C  
 Track: Dry - Temp: 40.2C

Started at: 17:09:25  
 Laps: 8  
 Starters: 23  
 Posted at: 17:28


### PROVISIONAL CLASSIFICATION

Pos	No	Name	Machine	Laps	Race Time	Behind Leader	Behind Prev	Fastest Lap	On Lap	Top Speed
1	12	Henry SNELL (QLD) / Megacycle Racing / Ricondi / AGV / TCX / Whitsunday Sands Resort / Pacific Sands	Yamaha YZF-R3	8	14:55.335			1:50.111	8	196
2	3	Cameron DUNKER (NSW)	Yamaha YZF-R3	8	14:55.366	.031	.031	1:50.501	8	184
3	279	Hayden NELSON (NSW) / Taree M-cycles / Gow Moto / Global Factory Maint. / YRD / PirelliMoto	Yamaha YZF-R3	8	14:55.584	.249	.218	1:50.707	5	190
4	51	Sam PEZZETTA (SA) / Unitech Racing / Remo Contractors / SA Profiling / Aus Crush & Recycle / YRD	Yamaha YZF-R3	8	14:55.723	.388	.139	1:50.730	2	199
5	91	Taiyo AKSU (QLD) / XXX Rated Race Suspension / MMM Motorcycles	Yamaha YZF-R3	8	14:55.750	.415	.027	1:50.541	4	185
6	26	Cameron SWAIN (QLD) / ProGP Racing Junior Team / Y-drive / Impella / Forcite / GB Racing / Bonamici Racing	Yamaha YZF-R3	8	14:56.668	1.333	.918	1:50.323	2	193
7	97	Peter NERLICH (VIC)	Kawasaki Ninja	8	14:56.686	1.351	.018	1:50.070	3	200
8	32	Jai RUSSO (NSW) / Russo Performance / MotoStars / Ricondi / AGV Helmets / TCX Boots	Yamaha YZF-R3	8	14:56.781	1.446	.095	1:50.514	3	199
9	39	Glenn NELSON (QLD) / AGV / XXX Rated Race Suspension / ART / Plug A Lug / Dynoverks / Fusport	Yamaha YZF-R3	8	14:57.317	1.982	.536	1:50.508	3	198
10	25	Brodie GAWITH (VIC) / Megacycle Race Team / Ricondi / AGV Helmets / TCX Boots / Peter Stevens	Yamaha YZF-R3	8	14:57.395	2.060	.078	1:50.473	3	197
11	222	Lincoln KNIGHT (NSW) / Knights Fencing / Excite Motorsports	Yamaha YZF-R3	8	15:10.020	14.685	12.625	1:50.620	3	196
12	13	Marcus HAMOD (NSW) / Motocity / Favelle Enterprises / Link	Yamaha YZF-R3	8	15:13.607	18.272	3.587	1:52.648	8	194
13	2	Luke JHONSTON (VIC) / The Bike Vault Castlemaine / Axle Armor Track Sliders / RBT Services / AGV	Yamaha YZF-R3	8	15:15.931	20.596	2.324	1:52.681	5	188
14	80	Cameron RENDE (SA) / Unitech Racing / Remo Contractors / SA Profiling / Aus Crush & Recycle / YRD	Yamaha YZF-R3	8	15:16.000	20.665	.069	1:52.511	4	191
15	57	Cooper ROWNTREE (SA) / Anytime Fitness / Baseline Fabrication	Yamaha YZF-R3	8	15:16.039	20.704	.039	1:52.740	4	188
16	72	Levi RUSSO (NSW) / Russo Performance / MotoStars / Ricondi / AGV Helmets / TCX Boots	Yamaha YZF-R3	8	15:16.332	20.997	.293	1:52.545	5	193
17	30	Stephany KAPILAWI-JAMES (QLD) / Blayney M-cycles / Penrite / WRP Bridgestone / LS2 Helmets / Rawhide Co	Kawasaki Ninja	8	15:16.395	21.060	.063	1:52.515	5	192
18	20	Casey MIDDLETON (QLD) / RaceDNA	Kawasaki Ninja	8	15:16.827	21.492	.432	1:52.254	2	197
19	45	Jamie PORT (VIC) / Yamaha / Ricondi / Motul / AGV / Pirelli	Yamaha YZF-R3	8	15:19.630	24.295	2.803	1:53.052	8	192
20	95	Tara MORRISON (SA) / Fearless Motorcycles / Alpinestars	Kawasaki Ninja	8	15:33.583	38.248	13.953	1:54.886	2	197
21	87	Brock QUINLAN (SA) / RaceDNA	Kawasaki Ninja	8	15:46.978	51.643	13.395	1:56.637	2	185
22	232	Daley MILLS (QLD) / RaceDNA	Kawasaki Ninja	8	15:53.453	58.118	6.475	1:56.530	2	190
DNF	68	Ryan LARKIN (VIC) / GowMoto / Drysdale's Chaff Mill / Academy Graphics	Yamaha YZF-R3	3	5:41.011	4 Laps		1:50.660	2	194

Fastest Lap was 1:50.070 by Peter NERLICH (VIC)

Current race lap record for SS300 class - 1:47.182 by Luke JHONSTON (VIC) on a Kawasaki Ninja 400 set on 29/02/20

The results are provisional until the end of the time limit for protests and appeals.

  
 Chief Timekeeper - Scott Lang

  
 Race Director - Tom Williams



### DUNLOP AUSTRALIAN SUPERSPORT 300 CHAMPIONSHIP

#### Race 1


Date: 18/11/22  
 Event: R01  
 Weather: Sunny - Temp: 19.5C  
 Track: Dry - Temp: 40.2C

Started at: 17:09:25  
 Laps: 8  
 Starters: 23  
 Posted at: 17:28

#### PROVISIONAL LAP TIMES

No	Name	Lap 1	Lap 2	Lap 3	Lap 4	Lap 5	Lap 6	Lap 7	Lap 8
2	Luke JHONSTON (VIC)	2:01.853	1:53.932	1:54.025	1:53.533	<b>1:52.681</b>	1:53.332	1:53.276	1:53.299
3	Cameron DUNKER (NSW)	1:58.165	1:51.283	1:51.368	1:50.602	1:50.857	1:51.296	1:51.294	<b>1:50.501</b>
12	Henry SNELL (QLD)	1:59.462	1:50.828	1:50.576	1:50.700	1:50.919	1:51.172	1:51.567	<b>1:50.111</b>
13	Marcus HAMOD (NSW)	2:02.247	1:53.570	1:53.583	1:52.659	1:53.131	1:52.962	1:52.807	<b>1:52.648</b>
20	Casey MIDDLETON (QLD)	2:03.998	<b>1:52.254</b>	1:53.794	1:53.230	1:52.631	1:53.682	1:53.319	1:53.919
25	Brodie GAWITH (VIC)	2:00.246	1:50.848	<b>1:50.473</b>	1:50.948	1:50.683	1:50.724	1:51.184	1:52.289
26	Cameron SWAIN (QLD)	1:59.515	<b>1:50.323</b>	1:51.050	1:50.543	1:51.263	1:51.080	1:51.129	1:51.765
30	Stephany KAPILAWI-JAMES (QLD)	2:02.225	1:53.725	1:53.471	1:54.264	<b>1:52.515</b>	1:53.360	1:53.392	1:53.443
32	Jai RUSSO (NSW)	2:00.049	1:50.969	<b>1:50.514</b>	1:50.692	1:50.722	1:50.702	1:51.647	1:51.486
39	Glenn NELSON (QLD)	2:00.124	1:50.913	<b>1:50.508</b>	1:51.451	1:50.607	1:51.107	1:51.542	1:51.065
45	Jamie PORT (VIC)	2:04.247	1:53.939	1:54.081	1:53.402	1:53.536	1:53.522	1:53.851	<b>1:53.052</b>
51	Sam PEZZETTA (SA)	1:59.484	<b>1:50.730</b>	1:50.732	1:51.332	1:50.854	1:50.775	1:50.887	1:50.929
57	Cooper ROWNTREE (SA)	2:01.817	1:53.300	1:54.208	<b>1:52.740</b>	1:53.740	1:53.548	1:52.912	1:53.774
68	Ryan LARKIN (VIC)	1:59.589	<b>1:50.660</b>	1:50.762					
72	Levi RUSSO (NSW)	2:02.795	1:53.265	1:54.035	1:53.460	<b>1:52.545</b>	1:53.616	1:53.086	1:53.530
80	Cameron RENDE (SA)	2:01.834	1:53.950	1:54.057	<b>1:52.511</b>	1:53.024	1:53.948	1:53.446	1:53.230
87	Brock QUINLAN (SA)	2:05.575	<b>1:56.637</b>	1:58.089	1:58.088	1:57.012	1:56.759	1:56.874	1:57.944
91	Taiyo AKSU (QLD)	1:58.254	1:51.316	1:51.346	<b>1:50.541</b>	1:50.957	1:51.144	1:51.244	1:50.948
95	Tara MORRISON (SA)	2:04.537	<b>1:54.886</b>	1:55.100	1:56.025	1:55.475	1:55.711	1:56.056	1:55.793
97	Peter NERLICH (VIC)	2:00.493	1:51.296	<b>1:50.070</b>	1:50.649	1:51.057	1:50.292	1:51.298	1:51.531
222	Lincoln KNIGHT (NSW)	2:00.190	1:51.435	<b>1:50.620</b>	1:51.561	1:52.575	1:54.164	1:54.159	1:55.316
232	Daley MILLS (QLD)	2:05.682	<b>1:56.530</b>	1:59.163	1:58.617	1:57.874	1:58.534	1:58.538	1:58.515
279	Hayden NELSON (NSW)	1:58.063	1:51.329	1:51.454	1:50.965	<b>1:50.707</b>	1:50.977	1:51.375	1:50.714

The results are provisional until the end of the time limit for protests and appeals.



Chief Timekeeper - Scott Lang



Race Director - Tom Williams



### DUNLOP AUSTRALIAN SUPERSPORT 300 CHAMPIONSHIP

#### Race 1

Date: 18/11/22  
Event: R01  
Weather: Sunny - Temp: 19.5C  
Track: Dry - Temp: 40.2C

Started at: 17:09:25  
Laps: 8  
Starters: 23  
Posted at: 17:28

#### PROVISIONAL SPLIT TIMES

Lap	Split 1	Split 2	Split 3	Split 4	Lap Time	Spd	Lap	Split 1	Split 2	Split 3	Split 4	Lap Time	Spd
<b>2 Luke JHONSTON (VIC) (13th)</b>													
1	34.965	33.842	21.374	31.672	2:01.853	151	1	35.693	33.855	22.009	32.441	2:03.998	155
2	27.614	33.161	21.487	31.670	1:53.932	187	2	<u>26.861</u>	32.832	21.427	31.134	<u>1:52.254</u>	187
3	27.454	33.015	21.808	31.748	1:54.025	186	3	27.271	32.957	21.892	31.674	1:53.794	197
4	27.326	33.123	21.440	31.644	1:53.533	188	4	27.349	33.297	<u>21.293</u>	31.291	1:53.230	189
5	27.196	33.078	<u>21.312</u>	<u>31.095</u>	<u>1:52.681</u>	188	5	27.296	<u>32.784</u>	21.305	31.246	1:52.631	186
6	27.195	<u>32.917</u>	21.470	31.750	1:53.332	188	6	27.049	33.492	21.497	31.644	1:53.682	189
7	27.623	32.923	21.378	31.352	1:53.276	181	7	27.729	33.160	21.428	<u>31.002</u>	1:53.319	180
8	<u>27.182</u>	33.005	21.671	31.441	1:53.299	188	8	27.379	33.359	21.585	31.596	1:53.919	189
<b>20 Casey MIDDLETON (QLD) (18th)</b>													
1	34.965	33.842	21.374	31.672	2:01.853	151	1	35.693	33.855	22.009	32.441	2:03.998	155
2	27.614	33.161	21.487	31.670	1:53.932	187	2	<u>26.861</u>	32.832	21.427	31.134	<u>1:52.254</u>	187
3	27.454	33.015	21.808	31.748	1:54.025	186	3	27.271	32.957	21.892	31.674	1:53.794	197
4	27.326	33.123	21.440	31.644	1:53.533	188	4	27.349	33.297	<u>21.293</u>	31.291	1:53.230	189
5	27.196	33.078	<u>21.312</u>	<u>31.095</u>	<u>1:52.681</u>	188	5	27.296	<u>32.784</u>	21.305	31.246	1:52.631	186
6	27.195	<u>32.917</u>	21.470	31.750	1:53.332	188	6	27.049	33.492	21.497	31.644	1:53.682	189
7	27.623	32.923	21.378	31.352	1:53.276	181	7	27.729	33.160	21.428	<u>31.002</u>	1:53.319	180
8	<u>27.182</u>	33.005	21.671	31.441	1:53.299	188	8	27.379	33.359	21.585	31.596	1:53.919	189
<b>3 Cameron DUNKER (NSW) (2nd)</b>													
1	33.473	32.965	20.917	30.810	1:58.165	149	1	34.431	33.617	21.285	30.913	2:00.246	147
2	27.154	32.329	21.014	30.786	1:51.283	184	2	26.447	32.641	<u>20.844</u>	30.916	1:50.848	197
3	27.093	32.220	21.230	30.825	1:51.368	181	3	<u>26.400</u>	32.390	21.035	30.648	<u>1:50.473</u>	196
4	27.029	<u>31.750</u>	21.213	30.610	1:50.602	180	4	27.285	<u>32.352</u>	20.970	<u>30.341</u>	1:50.948	191
5	<u>26.876</u>	32.135	21.139	30.707	1:50.857	181	5	26.862	32.415	20.918	30.488	1:50.683	197
6	27.053	32.240	21.366	30.637	1:51.296	181	6	26.466	32.665	20.978	30.615	1:50.724	196
7	27.669	32.317	21.122	<u>30.186</u>	1:51.294	180	7	27.194	32.497	21.142	30.351	1:51.184	190
8	26.987	31.965	<u>20.891</u>	30.658	<u>1:50.501</u>	179	8	26.918	32.499	21.207	31.665	1:52.289	188
<b>12 Henry SNELL (QLD) (1st)</b>													
1	34.254	33.137	21.468	30.603	1:59.462	144	1	33.811	33.652	21.533	30.519	1:59.515	153
2	26.685	32.928	<u>20.744</u>	30.471	1:50.828	189	2	<u>26.169</u>	32.706	<u>20.826</u>	30.622	<u>1:50.323</u>	191
3	26.551	32.092	21.232	30.701	1:50.576	195	3	26.282	32.561	21.306	30.901	1:51.050	193
4	26.946	32.137	20.993	30.624	1:50.700	180	4	26.574	<u>32.257</u>	21.002	30.710	1:50.543	183
5	27.118	<u>31.977</u>	21.353	30.471	1:50.919	180	5	27.116	32.669	21.044	<u>30.434</u>	1:51.263	181
6	27.034	32.398	21.062	30.678	1:51.172	184	6	26.313	33.104	21.006	30.657	1:51.080	191
7	27.541	32.673	21.011	<u>30.342</u>	1:51.567	188	7	26.778	32.312	21.255	30.784	1:51.129	188
8	<u>26.255</u>	32.333	21.110	30.413	<u>1:50.111</u>	196	8	26.842	33.027	21.341	30.555	1:51.765	179
<b>26 Cameron SWAIN (QLD) (6th)</b>													
1	34.254	33.137	21.468	30.603	1:59.462	144	1	33.811	33.652	21.533	30.519	1:59.515	153
2	26.685	32.928	<u>20.744</u>	30.471	1:50.828	189	2	<u>26.169</u>	32.706	<u>20.826</u>	30.622	<u>1:50.323</u>	191
3	26.551	32.092	21.232	30.701	1:50.576	195	3	26.282	32.561	21.306	30.901	1:51.050	193
4	26.946	32.137	20.993	30.624	1:50.700	180	4	26.574	<u>32.257</u>	21.002	30.710	1:50.543	183
5	27.118	<u>31.977</u>	21.353	30.471	1:50.919	180	5	27.116	32.669	21.044	<u>30.434</u>	1:51.263	181
6	27.034	32.398	21.062	30.678	1:51.172	184	6	26.313	33.104	21.006	30.657	1:51.080	191
7	27.541	32.673	21.011	<u>30.342</u>	1:51.567	188	7	26.778	32.312	21.255	30.784	1:51.129	188
8	<u>26.255</u>	32.333	21.110	30.413	<u>1:50.111</u>	196	8	26.842	33.027	21.341	30.555	1:51.765	179
<b>13 Marcus HAMOD (NSW) (12th)</b>													
1	35.390	34.405	21.466	30.986	2:02.247	152	1	35.353	33.824	21.768	31.280	2:02.225	154
2	27.419	33.072	21.641	31.438	1:53.570	194	2	27.338	33.307	21.796	31.284	1:53.725	190
3	27.009	33.191	21.957	31.426	1:53.583	188	3	<u>26.793</u>	33.056	21.621	32.001	1:53.471	191
4	<u>27.007</u>	32.693	21.617	31.342	1:52.659	186	4	28.035	33.458	<u>21.252</u>	31.519	1:54.264	174
5	27.392	32.780	21.697	31.262	1:53.131	179	5	27.299	<u>32.778</u>	21.497	<u>30.941</u>	<u>1:52.515</u>	184
6	27.572	32.661	<u>21.404</u>	31.325	1:52.962	179	6	27.541	33.218	21.491	31.110	1:53.360	192
7	27.529	32.641	21.472	<u>31.165</u>	1:52.807	178	7	27.500	33.051	21.513	31.328	1:53.392	185
8	27.437	<u>32.526</u>	21.420	31.265	<u>1:52.648</u>	177	8	27.475	32.892	21.691	31.385	1:53.443	190
<b>30 Stephany KAPILAWI-JAMES (QLD) (17th)</b>													
1	35.390	34.405	21.466	30.986	2:02.247	152	1	35.353	33.824	21.768	31.280	2:02.225	154
2	27.419	33.072	21.641	31.438	1:53.570	194	2	27.338	33.307	21.796	31.284	1:53.725	190
3	27.009	33.191	21.957	31.426	1:53.583	188	3	<u>26.793</u>	33.056	21.621	32.001	1:53.471	191
4	<u>27.007</u>	32.693	21.617	31.342	1:52.659	186	4	28.035	33.458	<u>21.252</u>	31.519	1:54.264	174
5	27.392	32.780	21.697	31.262	1:53.131	179	5	27.299	<u>32.778</u>	21.497	<u>30.941</u>	<u>1:52.515</u>	184
6	27.572	32.661	<u>21.404</u>	31.325	1:52.962	179	6	27.541	33.218	21.491	31.110	1:53.360	192
7	27.529	32.641	21.472	<u>31.165</u>	1:52.807	178	7	27.500	33.051	21.513	31.328	1:53.392	185
8	27.437	<u>32.526</u>	21.420	31.265	<u>1:52.648</u>	177	8	27.475	32.892	21.691	31.385	1:53.443	190

*Scott Lang*  
Chief Timekeeper - Scott Lang

*Tom Williams*  
Race Director - Tom Williams



### DUNLOP AUSTRALIAN SUPERSPORT 300 CHAMPIONSHIP

#### Race 1

Date: 18/11/22  
 Event: R01  
 Weather: Sunny - Temp: 19.5C  
 Track: Dry - Temp: 40.2C

Started at: 17:09:25  
 Laps: 8  
 Starters: 23  
 Posted at: 17:28

#### PROVISIONAL SPLIT TIMES

Lap	Split 1	Split 2	Split 3	Split 4	Lap Time	Spd	Lap	Split 1	Split 2	Split 3	Split 4	Lap Time	Spd
<b>32 Jai RUSSO (NSW) (8th)</b>							<b>57 Cooper ROWNTREE (SA) (15th)</b>						
1	34.406	33.406	21.348	30.889	2:00.049	151	1	35.245	34.092	21.510	30.970	2:01.817	160
2	26.522	33.098	21.001	30.348	1:50.969	193	2	<b>27.282</b>	33.232	21.316	31.470	1:53.300	187
3	<b>26.246</b>	32.302	21.065	30.901	<b>1:50.514</b>	194	3	27.495	33.409	21.856	31.448	1:54.208	182
4	26.971	32.231	21.042	30.448	1:50.692	194	4	27.561	32.779	<b>21.295</b>	<b>31.105</b>	<b>1:52.740</b>	185
5	26.738	32.518	<b>20.897</b>	30.569	1:50.722	194	5	27.802	33.225	21.426	31.287	1:53.740	179
6	26.315	<b>32.111</b>	21.467	30.809	1:50.702	199	6	27.614	33.379	21.361	31.194	1:53.548	188
7	27.330	32.704	21.385	<b>30.228</b>	1:51.647	185	7	27.341	<b>32.691</b>	21.492	31.388	1:52.912	184
8	26.485	32.913	21.064	31.024	1:51.486	194	8	27.657	33.086	21.724	31.307	1:53.774	180
<b>39 Glenn NELSON (QLD) (9th)</b>							<b>68 Ryan LARKIN (VIC) (DNF)</b>						
1	34.526	33.393	21.276	30.929	2:00.124	149	1	34.005	33.217	21.527	30.840	1:59.589	154
2	<b>26.304</b>	32.814	<b>20.892</b>	30.903	1:50.913	196	2	<b>26.208</b>	32.946	<b>20.602</b>	30.904	<b>1:50.660</b>	194
3	26.388	32.314	21.027	30.779	<b>1:50.508</b>	198	3	26.759	<b>32.172</b>	21.353	<b>30.478</b>	1:50.762	192
4	27.476	32.511	21.020	<b>30.444</b>	1:51.451	192	<b>72 Levi RUSSO (NSW) (16th)</b>						
5	26.530	<b>32.152</b>	20.899	31.026	1:50.607	195	1	35.292	34.238	21.756	31.509	2:02.795	154
6	26.536	32.387	21.231	30.953	1:51.107	196	2	<b>27.020</b>	33.349	21.648	31.248	1:53.265	193
7	26.675	32.788	21.132	30.947	1:51.542	191	3	27.546	33.084	21.847	31.558	1:54.035	192
8	26.608	32.210	21.199	31.048	1:51.065	189	4	27.606	<b>32.713</b>	21.460	31.681	1:53.460	190
<b>45 Jamie PORT (VIC) (19th)</b>							<b>80 Cameron RENDE (SA) (14th)</b>						
1	35.504	34.509	21.858	32.376	2:04.247	155	1	35.078	34.071	21.492	31.193	2:01.834	157
2	27.236	33.063	21.746	31.894	1:53.939	192	2	27.713	33.181	21.564	31.492	1:53.950	182
3	27.250	33.102	21.923	31.806	1:54.081	184	3	27.574	32.974	21.911	31.598	1:54.057	185
4	27.350	32.985	21.631	31.436	1:53.402	184	4	27.372	<b>32.709</b>	<b>21.334</b>	31.096	<b>1:52.511</b>	186
5	27.199	32.993	21.789	31.555	1:53.536	185	5	27.381	32.868	21.657	31.118	1:53.024	187
6	27.389	32.972	<b>21.628</b>	31.533	1:53.522	179	6	27.324	33.705	21.405	31.514	1:53.948	183
7	27.317	33.635	21.657	<b>31.242</b>	1:53.851	181	7	<b>27.232</b>	33.446	21.499	31.269	1:53.446	186
8	<b>27.196</b>	<b>32.885</b>	21.666	31.305	<b>1:53.052</b>	181	8	27.371	33.010	21.771	<b>31.078</b>	1:53.230	191
<b>51 Sam PEZZETTA (SA) (4th)</b>							<b>87 Brock QUINLAN (SA) (21th)</b>						
1	34.215	32.964	21.427	30.878	1:59.484	147	1	36.030	34.671	21.981	32.893	2:05.575	158
2	26.834	32.356	21.180	30.360	<b>1:50.730</b>	188	2	<b>27.819</b>	<b>33.774</b>	22.038	33.006	<b>1:56.637</b>	185
3	<b>26.421</b>	32.458	21.319	30.534	1:50.732	194	3	28.404	34.372	22.535	32.778	1:58.089	182
4	27.803	32.284	<b>20.950</b>	<b>30.295</b>	1:51.332	178							
5	26.794	32.325	21.020	30.715	1:50.854	191							
6	26.664	32.405	21.122	30.584	1:50.775	199							
7	26.942	32.294	21.275	30.376	1:50.887	187							
8	27.376	<b>31.929</b>	21.281	30.343	1:50.929	176							

*Scott Lang*  
 Chief Timekeeper - Scott Lang

*Tom Williams*  
 Race Director - Tom Williams



### DUNLOP AUSTRALIAN SUPERSPORT 300 CHAMPIONSHIP

#### Race 1


Date: 18/11/22  
 Event: R01  
 Weather: Sunny - Temp: 19.5C  
 Track: Dry - Temp: 40.2C

Started at: 17:09:25  
 Laps: 8  
 Starters: 23  
 Posted at: 17:28

#### PROVISIONAL SPLIT TIMES

Lap	Split 1	Split 2	Split 3	Split 4	Lap Time	Spd	Lap	Split 1	Split 2	Split 3	Split 4	Lap Time	Spd
4	29.145	34.023	22.402	32.518	1:58.088	174	8	26.513	32.822	21.173	31.023	1:51.531	194
5	28.601	33.843	22.170	32.398	1:57.012	175							
6	28.469	33.986	<u>22.004</u>	<u>32.300</u>	1:56.759	173	<b>222 Lincoln KNIGHT (NSW) (11th)</b>						
7	28.466	33.860	22.167	32.381	1:56.874	173	1	34.754	33.586	21.220	30.630	2:00.190	154
8	28.893	34.418	22.141	32.492	1:57.944	173	2	26.676	32.884	21.237	<u>30.638</u>	1:51.435	196
							3	<u>26.671</u>	<u>32.307</u>	<u>20.978</u>	30.664	<u>1:50.620</u>	194
							4	27.009	32.570	21.154	30.828	1:51.561	196
<b>91 Taiyo AKSU (QLD) (5th)</b>							5	27.130	32.799	21.337	31.309	1:52.575	189
1	33.924	32.845	20.976	30.509	1:58.254	146	6	27.435	33.223	21.752	31.754	1:54.164	182
2	27.074	32.772	<u>20.949</u>	30.521	1:51.316	182	7	27.763	33.180	21.687	31.529	1:54.159	179
3	<u>26.756</u>	32.153	21.301	31.136	1:51.346	183	8	27.897	33.491	21.838	32.090	1:55.316	179
4	27.106	32.109	21.041	30.285	<u>1:50.541</u>	183	<b>232 Daley MILLS (QLD) (22th)</b>						
5	27.017	32.480	21.161	30.299	1:50.957	183	1	36.195	34.843	22.020	32.624	2:05.682	157
6	26.784	<u>32.059</u>	21.412	30.889	1:51.144	185	2	<u>27.665</u>	<u>33.987</u>	<u>22.077</u>	32.801	<u>1:56.530</u>	190
7	27.345	32.403	21.209	30.287	1:51.244	182	3	28.363	34.519	22.769	33.512	1:59.163	182
8	27.118	32.439	21.175	<u>30.216</u>	1:50.948	175	4	29.049	34.273	22.356	32.939	1:58.617	178
<b>95 Tara MORRISON (SA) (20th)</b>							5	28.670	34.235	22.234	32.735	1:57.874	178
1	35.941	34.595	21.878	32.123	2:04.537	160	6	28.536	34.465	22.498	33.035	1:58.534	177
2	<u>27.691</u>	33.703	21.773	31.719	<u>1:54.886</u>	197	7	28.937	34.570	22.302	<u>32.729</u>	1:58.538	175
3	27.908	33.668	21.835	<u>31.689</u>	1:55.100	189	8	28.958	34.353	22.205	32.999	1:58.515	174
4	28.610	<u>33.614</u>	<u>21.659</u>	32.142	1:56.025	188	<b>279 Hayden NELSON (NSW) (3rd)</b>						
5	28.049	33.685	21.772	31.969	1:55.475	185	1	33.543	32.739	21.210	30.571	1:58.063	148
6	28.183	33.783	21.894	31.851	1:55.711	183	2	27.381	32.414	20.980	30.554	1:51.329	178
7	28.085	33.856	21.880	32.235	1:56.056	182	3	27.075	32.067	21.328	30.984	1:51.454	179
8	28.298	33.754	21.827	31.914	1:55.793	182	4	27.280	32.156	<u>20.965</u>	30.564	1:50.965	180
<b>97 Peter NERLICH (VIC) (7th)</b>							5	26.991	32.228	21.103	30.385	<u>1:50.707</u>	190
1	34.666	33.798	21.228	30.801	2:00.493	152	6	<u>26.896</u>	<u>32.056</u>	21.342	30.683	1:50.977	185
2	26.571	32.819	21.226	30.680	1:51.296	200	7	27.518	32.478	21.123	30.256	1:51.375	181
3	<u>26.196</u>	32.251	21.046	30.577	<u>1:50.070</u>	199	8	27.110	32.321	21.085	<u>30.198</u>	1:50.714	175
4	27.034	<u>31.978</u>	21.241	30.396	1:50.649	199							
5	26.980	32.486	<u>20.980</u>	30.611	1:51.057	199							
6	26.484	32.379	21.157	<u>30.272</u>	1:50.292	197							
7	26.581	32.978	21.307	30.432	1:51.298	194							

The results are provisional until the end of the time limit for protests and appeals.

  
 Chief Timekeeper - Scott Lang

  
 Race Director - Tom Williams





**ASBK Round 6**  
**World SBK**  
**Phillip Island GP Circuit**  
**18 - 20 November**



**GRAND RIDGE  
 BREWERY**  
 AUSTRALIAN ROUND

**DUNLOP AUSTRALIAN SUPERSPORT 300 CHAMPIONSHIP**

**Race 1**

Date: 18/11/22  
 Event: R01  
 Weather: Sunny - Temp: 19.5C  
 Track: Dry - Temp: 40.2C

Started at: 17:09:25  
 Laps: 8  
 Starters: 23  
 Posted at: 17:28

**PROVISIONAL FASTEST LAPS SEQUENCE**

Lap	Race Pos	No	Name	Machine	Fastest Lap	On Lap
1	1	279	Hayden NELSON (NSW)	Yamaha YZF-R3	1:58.063	1
2	1	279	Hayden NELSON (NSW)	Yamaha YZF-R3	1:51.329	2
2	2	3	Cameron DUNKER (NSW)	Yamaha YZF-R3	1:51.283	2
2	4	26	Cameron SWAIN (QLD)	Yamaha YZF-R3	1:50.323	2
3	11	97	Peter NERLICH (VIC)	Kawasaki Ninja	1:50.070	3

The results are provisional until the end of the time limit for protests and appeals.

*Scott Lang*  
 Chief Timekeeper - Scott Lang

*Tom Williams*  
 Race Director - Tom Williams



### DUNLOP AUSTRALIAN SUPERSPORT 300 CHAMPIONSHIP

#### Race 1


Date: 18/11/22  
 Event: R01  
 Weather: Sunny - Temp: 19.5C  
 Track: Dry - Temp: 40.2C

Started at: 17:09:25  
 Laps: 8  
 Starters: 23  
 Posted at: 17:28

### PROVISIONAL LAP SHEET

No	Lap Time	Gap	No	Lap Time	Gap	No	Lap Time	Gap	No	Lap Time	Gap	No	Lap Time	Gap
<b>Lap 1</b>			13	1:53.570	6.425	97	1:50.649	1.090	91	1:51.144	.063	95	1:56.056	32.996
279	1:58.063		30	1:53.725	6.558	25	1:50.948	1.097	3	1:51.296	.076	87	1:56.874	44.240
3	1:58.165	.102	72	1:53.265	6.668	39	1:51.451	1.578	32	1:50.702	.153	232	1:58.538	50.144
91	1:58.254	.191	20	1:52.254	6.860	222	1:51.561	2.388	12	1:51.172	.162			
12	1:59.462	1.399	45	1:53.939	8.794	13	1:52.659	10.641	26	1:51.080	.279	<b>Lap 8</b>		
51	1:59.484	1.421	95	1:54.886	10.031	57	1:52.740	10.647	97	1:50.292	.362	12	1:50.111	
26	1:59.515	1.452	232	1:56.530	12.820	80	1:52.511	10.934	51	1:50.775	.412	3	1:50.501	.031
68	1:59.589	1.526	87	1:56.637	12.820	20	1:53.230	11.858	25	1:50.724	.427	279	1:50.714	.249
32	2:00.049	1.986	<b>Lap 3</b>			2	1:53.533	11.925	39	1:51.107	1.215	51	1:50.929	.388
39	2:00.124	2.061	3	1:51.368		72	1:53.460	12.137	222	1:54.164	7.050	91	1:50.948	.415
222	2:00.190	2.127	279	1:51.454	.030	30	1:54.264	12.267	13	1:52.962	14.657	26	1:51.765	1.333
25	2:00.246	2.183	12	1:50.576	.050	45	1:53.402	14.251	80	1:53.948	15.829	97	1:51.531	1.351
97	2:00.493	2.430	26	1:51.050	.072	95	1:56.025	19.130	57	1:53.548	15.858	32	1:51.486	1.446
57	2:01.817	3.754	91	1:51.346	.100	87	1:58.088	26.971	2	1:53.332	15.861	39	1:51.065	1.982
80	2:01.834	3.771	51	1:50.732	.130	232	1:58.617	28.574	30	1:53.360	16.065	25	1:52.289	2.060
2	2:01.853	3.790	68	1:50.762	.195	<b>Lap 5</b>			20	1:53.682	16.094	222	1:55.316	14.685
30	2:02.225	4.162	32	1:50.514	.716	3	1:50.857		72	1:53.616	16.221	13	1:52.648	18.272
13	2:02.247	4.184	39	1:50.508	.729	91	1:50.957	.139	45	1:53.522	19.232	2	1:53.299	20.596
72	2:02.795	4.732	25	1:50.473	.751	12	1:50.919	.210	95	1:55.711	28.239	80	1:53.230	20.665
20	2:03.998	5.935	97	1:50.070	1.043	279	1:50.707	.243	87	1:56.759	38.665	57	1:53.774	20.704
45	2:04.247	6.184	222	1:50.620	1.429	26	1:51.263	.419	232	1:58.534	42.905	72	1:53.530	20.997
95	2:04.537	6.474	57	1:54.208	8.509	32	1:50.722	.671	<b>Lap 7</b>			30	1:53.443	21.060
87	2:05.575	7.512	13	1:53.583	8.584	51	1:50.854	.857	51	1:50.887		20	1:53.919	21.492
232	2:05.682	7.619	30	1:53.471	8.605	25	1:50.683	.923	91	1:51.244	.008	45	1:53.052	24.295
<b>Lap 2</b>			2	1:54.025	8.994	97	1:51.057	1.290	3	1:51.294	.071	95	1:55.793	38.248
279	1:51.329		80	1:54.057	9.025	39	1:50.607	1.328	279	1:51.375	.076	87	1:57.944	51.643
3	1:51.283	.056	20	1:53.794	9.230	222	1:52.575	4.106	26	1:51.129	.109	232	1:58.515	58.118
91	1:51.316	.178	72	1:54.035	9.279	13	1:53.131	12.915	25	1:51.184	.312			
26	1:50.323	.446	45	1:54.081	11.451	80	1:53.024	13.101	97	1:51.298	.361			
51	1:50.730	.822	95	1:55.100	13.707	57	1:53.740	13.530	12	1:51.567	.430			
68	1:50.660	.857	87	1:58.089	19.485	20	1:52.631	13.632	32	1:51.647	.501			
12	1:50.828	.898	232	1:59.163	20.559	2	1:52.681	13.749	39	1:51.542	1.458			
32	1:50.969	1.626	<b>Lap 4</b>			72	1:52.545	13.825	222	1:54.159	9.910			
39	1:50.913	1.645	3	1:50.602		30	1:52.515	13.925	13	1:52.807	16.165			
25	1:50.848	1.702	26	1:50.543	.013	45	1:53.536	16.930	57	1:52.912	17.471			
222	1:51.435	2.233	91	1:50.541	.039	95	1:55.475	23.748	2	1:53.276	17.838			
97	1:51.296	2.397	12	1:50.700	.148	87	1:57.012	33.126	80	1:53.446	17.976			
57	1:53.300	5.725	279	1:50.965	.393	232	1:57.874	35.591	72	1:53.086	18.008			
80	1:53.950	6.392	32	1:50.692	.806	<b>Lap 6</b>			20	1:53.319	18.114			
2	1:53.932	6.393	51	1:51.332	.860	279	1:50.977		30	1:53.392	18.158			
									45	1:53.851	21.784			

The results are provisional until the end of the time limit for protests and appeals.

  
 Chief Timekeeper - Scott Lang

  
 Race Director - Tom Williams



### DUNLOP AUSTRALIAN SUPERSPORT 300 CHAMPIONSHIP

#### Race 1

Date: 18/11/22  
 Event: R01  
 Weather: Sunny - Temp: 19.5C  
 Track: Dry - Temp: 40.2C

Started at: 17:09:25  
 Laps: 8  
 Starters: 23  
 Posted at: 17:28

### PROVISIONAL LAP CHART

Name	Grid	1	2	3	4	5	6	7	8	Name
T. AKSU	91	279	279	3	3	3	279	51	12	H. SNELL
H. SNELL	12	3	3	279	26	91	91	91	3	C. DUNKER
H. NELSON	279	91	91	12	91	12	3	3	279	H. NELSON
C. DUNKER	3	12	26	26	12	279	32	279	51	S. PEZZETTA
B. GAWITH	25	51	51	91	279	26	12	26	91	T. AKSU
S. PEZZETTA	51	26	68	51	32	32	26	25	26	C. SWAIN
C. SWAIN	26	68	12	68	51	51	97	97	97	P. NERLICH
R. LARKIN	68	32	32	32	97	25	51	12	32	J. RUSSO
P. NERLICH	97	39	39	39	25	97	25	32	39	G. NELSON
J. RUSSO	32	222	25	25	39	39	39	39	25	B. GAWITH
G. NELSON	39	25	222	97	222	222	222	222	222	L. KNIGHT
L. KNIGHT	222	97	97	222	13	13	13	13	13	M. HAMOD
M. HAMOD	13	57	57	57	57	80	80	57	2	L. JHONSTON
L. JHONSTON	2	80	80	13	80	57	57	2	80	C. RENDE
L. RUSSO	72	2	2	30	20	20	2	80	37	C. ROWNTREE
S. KAPILAWI-JAMES	30	30	13	2	2	2	30	72	72	L. RUSSO
C. MIDDLETON	20	13	30	80	72	72	20	20	30	S. KAPILAWI-JAMES
C. ROWNTREE	57	72	72	20	30	30	72	30	20	C. MIDDLETON
C. RENDE	80	20	20	72	45	45	45	45	45	J. PORT
J. PORT	45	45	45	45	95	95	95	95	95	T. MORRISON
B. QUINLAN	87	95	95	95	87	87	87	87	87	B. QUINLAN
D. MILLS	232	87	232	87	232	232	232	232	232	D. MILLS
T. MORRISON	95	232	87	232						
L. BROWN	355									L. BROWN

The results are provisional until the end of the time limit for protests and appeals.

*Scott Lang*  
 Chief Timekeeper - Scott Lang

*Tom Williams*  
 Race Director - Tom Williams





### DUNLOP AUSTRALIAN SUPERSPORT 300 CHAMPIONSHIP

#### Race 1


Date: 18/11/22  
 Event: R01  
 Weather: Sunny - Temp: 19.5C  
 Track: Dry - Temp: 40.2C

Started at: 17:09:25  
 Laps: 8  
 Starters: 23  
 Posted at: 17:28

### PROVISIONAL BEST PARTIAL TIMES

Pos	Split 1		Split 2		Split 3		Split 4		LAP		Ideal	Fastest
	Name	Time	Name	Time	Name	Time	Name	Time	Name			
1	C. SWAIN	26.169	C. DUNKER	31.750	R. LARKIN	20.602	C. DUNKER	30.186	H. SNELL	1:49.318	1:50.111	
2	P. NERLICH	26.196	S. PEZZETTA	31.929	H. SNELL	20.744	H. NELSON	30.198	P. NERLICH	1:49.426	1:50.070	
3	R. LARKIN	26.208	H. SNELL	31.977	C. SWAIN	20.826	T. AKSU	30.216	R. LARKIN	1:49.460	1:50.660	
4	J. RUSSO	26.246	P. NERLICH	31.978	B. GAWITH	20.844	J. RUSSO	30.228	J. RUSSO	1:49.482	1:50.514	
5	H. SNELL	26.255	H. NELSON	32.056	C. DUNKER	20.891	P. NERLICH	30.272	S. PEZZETTA	1:49.595	1:50.730	
6	G. NELSON	26.304	T. AKSU	32.059	G. NELSON	20.892	S. PEZZETTA	30.295	C. SWAIN	1:49.686	1:50.323	
7	B. GAWITH	26.400	J. RUSSO	32.111	J. RUSSO	20.897	B. GAWITH	30.341	C. DUNKER	1:49.703	1:50.501	
8	S. PEZZETTA	26.421	G. NELSON	32.152	T. AKSU	20.949	H. SNELL	30.342	G. NELSON	1:49.792	1:50.508	
9	L. KNIGHT	26.671	R. LARKIN	32.172	S. PEZZETTA	20.950	C. SWAIN	30.434	B. GAWITH	1:49.937	1:50.473	
10	T. AKSU	26.756	C. SWAIN	32.257	H. NELSON	20.965	G. NELSON	30.444	T. AKSU	1:49.980	1:50.541	
11	S. KAPILAWI-J	26.793	L. KNIGHT	32.307	L. KNIGHT	20.978	R. LARKIN	30.478	H. NELSON	1:50.115	1:50.707	
12	C. MIDDLETO	26.861	B. GAWITH	32.352	P. NERLICH	20.980	L. KNIGHT	30.638	L. KNIGHT	1:50.594	1:50.620	
13	C. DUNKER	26.876	M. HAMOD	32.526	S. KAPILAWI-J	21.252	S. KAPILAWI-J	30.941	S. KAPILAWI-	1:51.764	1:52.515	
14	H. NELSON	26.896	C. ROWNTRE	32.691	C. MIDDLETO	21.293	L. RUSSO	30.967	C. MIDDLETO	1:51.940	1:52.254	
15	M. HAMOD	27.007	C. RENDE	32.709	C. ROWNTRE	21.295	C. MIDDLETO	31.002	L. RUSSO	1:52.069	1:52.545	
16	L. RUSSO	27.020	L. RUSSO	32.713	L. JHONSTON	21.312	C. RENDE	31.078	M. HAMOD	1:52.102	1:52.648	
17	L. JHONSTON	27.182	S. KAPILAWI-J	32.778	C. RENDE	21.334	L. JHONSTON	31.095	C. RENDE	1:52.353	1:52.511	
18	J. PORT	27.196	C. MIDDLETO	32.784	L. RUSSO	21.369	C. ROWNTRE	31.105	C. ROWNTRE	1:52.373	1:52.740	
19	C. RENDE	27.232	J. PORT	32.885	M. HAMOD	21.404	M. HAMOD	31.165	L. JHONSTON	1:52.506	1:52.681	
20	C. ROWNTRE	27.282	L. JHONSTON	32.917	J. PORT	21.628	J. PORT	31.242	J. PORT	1:52.951	1:53.052	
21	D. MILLS	27.665	T. MORRISON	33.614	T. MORRISON	21.659	T. MORRISON	31.689	T. MORRISON	1:54.653	1:54.886	
22	T. MORRISON	27.691	B. QUINLAN	33.774	B. QUINLAN	22.004	B. QUINLAN	32.300	B. QUINLAN	1:55.897	1:56.637	
23	B. QUINLAN	27.819	D. MILLS	33.987	D. MILLS	22.077	D. MILLS	32.729	D. MILLS	1:56.458	1:56.530	

The results are provisional until the end of the time limit for protests and appeals.

  
 Chief Timekeeper - Scott Lang


  
 Race Director - Tom Williams



**AUSTRALIAN SUPERSPORT 300 CHAMPIONSHIP  
PROVISIONAL PROGRESSIVE ROUND POINTS**

**AUSTRALIAN SUPERSPORT 300 CHAMPIONSHIP**

Pos	No	Name	Machine	Rnd 5 Pole	Rnd 5 Race 1	Total
1	12	Henry SNELL	Yamaha		25	25
2	3	Cameron DUNKER	Yamaha		20	20
3	279	Hayden NELSON	Yamaha		18	18
4	51	Sam PEZZETTA	Yamaha		17	17
5	91	Taiyo AKSU	Yamaha	1	16	17
6	26	Cameron SWAIN	Yamaha		15	15
7	97	Peter NERLICH	Kawasaki		14	14
8	32	Jai RUSSO	Yamaha		13	13
9	39	Glenn NELSON	Yamaha		12	12
10	25	Brodie GAWITH	Yamaha		11	11
11	222	Lincoln KNIGHT	Yamaha		10	10
12	13	Marcus HAMOD	Yamaha		9	9
13	2	Luke JHONSTON	Yamaha		8	8
14	80	Cameron RENDE	Yamaha		7	7
15	57	Cooper ROWNTREE	Yamaha		6	6
16	72	Levi RUSSO	Yamaha		5	5
17	30	Stephany KAPILAWI-JAMES	Kawasaki		4	4
18	20	Casey MIDDLETON	Kawasaki		3	3
19	45	Jamie PORT	Yamaha		2	2
20	95	Tara MORRISON	Kawasaki		1	1



Chief Timekeeper - Scott Lang



Race Director - Tom Williams




### AUSTRALIAN SUPERSPORT 300 CHAMPIONSHIP

### PROVISIONAL PROGRESSIVE CHAMPIONSHIP POINTS

#### AUSTRALIAN SUPERSPORT 300 CHAMPIONSHIP

Pos	No	Name	Machine	Rnd 1 PI	Rnd 2 Qld	Rnd 3 WP	Rnd 4 MP	Rnd 5 Pole	Rnd 5 Race 1	Total
1	3	Cameron DUNKER	Yamaha	48	60	76	49		20	253
2	39	Glenn NELSON	Yamaha	38	66	54	46		12	216
3	91	Taiyo AKSU	Yamaha	51	18	57	71	1	16	214
4	12	Henry SNELL	Yamaha	68	52	37	11		25	193
5	279	Hayden NELSON	Yamaha	29	38	51	35		18	171
6	16	James JACOBS	Kawasaki	54	55	50				159
7	51	Sam PEZZETTA	Yamaha	34	29	34	32		17	146
8	32	Jai RUSSO	Yamaha	37	35	24	35		13	144
9	20a	Jonathan NAHLOUS	Kawasaki	14	51	16	56			137
10	25	Brodie GAWITH	Yamaha		39	39	40		11	129
11	26	Cameron SWAIN	Yamaha			43	60		15	118
12	46	Marianos NIKOLIS	Yamaha			36	45			81
13	57	Cooper ROWNTREE	Yamaha	10		25	20		6	61
14	66	Mitchell SIMPSON	Yamaha	26	34					60
15	23	Jordan SIMPSON	Yamaha	13	10	30				53
16	88	Joseph MARINIELLO	Kawasaki	43						43
17	33	Jack FAVELLE	Yamaha	11			31			42
18	11	Brandon DEMMERY	Yamaha	39						39
19	63	Clay CLEGG	Yamaha	21	16					37
20	65	Nate O'NEILL	Yamaha		22		15			37
21	181	Liam WATERS	Yamaha	35						35
22	355	Laura BROWN	Yamaha	34						34
23	45	Jamie PORT	Yamaha			20	12		2	34
24	85	Jayden MARTIN	Yamaha	4	30					34
25	222	Lincoln KNIGHT	Yamaha	23					10	33
26	80	Cameron RENDE	Yamaha				21		7	28
27	18	Tristan VERCOE	Kawasaki				26			26
28	22	Zac JOHNSON	Kawasaki				26			26
29	97	Peter NERLICH	Kawasaki	12					14	26
30	13	Marcus HAMOD	Yamaha						9	9
31	2	Luke JHONSTON	Yamaha						8	8
32	118	Mark ORGAN	Kawasaki				6			6
33	125	Steve DOUGHERTY	Yamaha				6			6
34	232	Daley MILLS	Kawasaki				6			6
35	72	Levi RUSSO	Yamaha						5	5
36	30	Stephany KAPILAWI-JAMES	Kawasaki						4	4
37	5	Jake SENIOR	Yamaha	4						4
38	20	Casey MIDDLETON	Kawasaki						3	3
39	95	Tara MORRISON	Kawasaki						1	1

  
 Chief Timekeeper - Scott Lang

  
 Race Director - Tom Williams





# ASBK Round 6

## World SBK Phillip Island GP Circuit 18 - 20 November



**GRAND RIDGE  
BREWERY**  
AUSTRALIAN ROUND

### DUNLOP AUSTRALIAN SUPERSPORT 300 CHAMPIONSHIP

#### Race 1

Date: 18/11/22  
Event: R01  
Weather: Sunny - Temp: 19.5C  
Track: Dry - Temp: 40.2C

Started at: 17:09:25  
Laps: 8  
Starters: 23  
Posted at: 17:28

### PROVISIONAL RACE INFORMATION

Time	Description
16:58:16	SHORT DELAY
17:02:12	Pit exit open in 2:00
17:04:07	SIGHTING LAP STARTED
17:06:37	WARM UP LAP STARTED
17:09:25	Event Start
17:11:48	NO JUMP STARTS
17:15:57	Rider 68 (Ryan LARKIN) CRASHED TURN 1 - RIDER UP
17:24:21	Chequered Flag
17:25:54	Event Finish

The results are provisional until the end of the time limit for protests and appeals.

Chief Timekeeper - Scott Lang

Race Director - Tom Williams



[www.computime.com.au](http://www.computime.com.au)  
COMPUTIME RACE TIMING SYSTEMS PTY LTD

